
.....	13
.....	13
.....	13
.....	18
.....	21
.....	31
.....	42
- 	46
.....	61
.....	62
.....	89
.....	90
.....	91

	24,147,484.53		87,731,814.22
	321,670,198.79		-
			87,731,814.22
	345,817,683.32		258,085,869.10

	24,147,484.53

Ä ,fV- gò ä9 fÄ

MA•I

ws ÈCVMA¶éô= AÏcà`óp Ä



400g

1

2

600*400*180

		2,037.62	2,065.13		1.35
		1,145.81	1,207.84		5.41
		891.81	857.29		-3.87

(DCF)

!1/ ØW)S2a s Ä!Á û,¾ì€f,ú#0T ~V >3.873<180.

2

1

2

3

3


1

2


1

				172,300,463.72

+10 1 1%Tm [(180)3(,621,13)-35>>BD780<030 /TBDC /TT3 12 Tf 120.02 0 Td57



--	--



--	--

5



--	--	--	--	--	--	--	--

4

		453,907.48	-	***
		1,126,324.79	80,000.00	***

6

$$\frac{1 - 1/(1+r)^m}{1 - 1/(1+r)^n}$$

		A	B	C	

9

1

”

”

$B \quad P \quad C_i$

$$P = \sum_{i=1}^n \frac{R_i}{(1+r)^i} + \frac{R_{i+1}}{r(1+r)^i}$$

$$r_e = r_f + \beta_e (r_m - r_f)$$



				943,002.22
				114,551.59
				9,860,479.01
				313,000.00
				6,916,042.67
				5,710,170.86
				290,238.18
				24,147,484.53
				12,500,000.00
				291,010,086.93
				945,791.92
				17,214,319.94
				321,670,198.79
				345,817,683.32

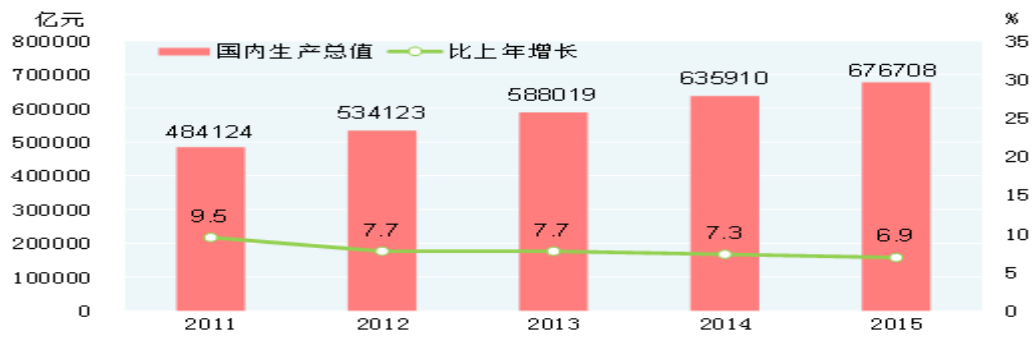
				-4,027,516.94
--	--	--	--	---------------

1

1

2

图1 2011-2015年国内生产总值及其增长速度



D 7 v Ç Ä

1

2

			27.52
			21.02
			33.99

			50.00
			660.29
			1,449.20

--	--	--	--



	143,239	169,960	201,928	240,188	274,729
	26,500,070	29,206,945	31,989,033	34,868,053	37,274,826

(7)

			%	

2017

2018

2019

1

	2017	2018	2019	2020	2021	
	1,939.18	1,916.45	2,198.17	2,775.24	3,355.09	2,957.33
	11.46%	11.46%	11.46%	11.46%	11.46%	11.46%
	0.50	1.50	2.50	3.50	4.50	4.50
	0.95	0.85	0.76	0.68	0.61	5.36
	1,842.22	1,628.98	1,670.61	1,887.16	2,046.61	15,851.31



	A	B	C=B-A	D=C/A× 100%
	2,414.75	2,562.18	147.43	6.11
	32,167.02	33,445.15	1,278.13	3.97
	1,250.00	1,151.93	-98.07	-7.85
	29,101.01	29,166.97	65.96	0.23
	94.58	-	-94.58	-100.00
	1,721.43	3,126.25	1,404.82	81.61

7

27,055.38

1,425.56

98.07

1,246.79

1

2

1

2

